

# 2008 Annual Report LSA Program Committee

Co-chairs:

Cathy O'Connor (Boston University)

Chris Kennedy (University of Chicago)

# **Last year's decisions, this year's results**

- August 1st abstract submission deadline
  - Limit on parallel sessions
- Attempt to increase poster presentations

# Last year's decision (1):

Move the abstract submission  
deadline up one month,  
to August 1st from Sept. 1st.

Why did we do this?

# Abstract review by our new panel of 60 external reviewers takes more time.

Adam Albright  
Ash Asudeh  
R.H. Baayen  
Chris Barker  
Patrice Spector Beddor  
Rajesh Bhatt  
Jonathan Bobaljik  
Eugene Buckley  
Daniel Buring  
Sandra Chung  
Barbara Citko  
Megan Crowhurst  
Marcel den Dikken  
Donna B. Gerds  
Lisa Green

Chung-hye Han  
Heidi Harley  
Kirk Hazen  
Hans Henrich Hock  
Marie K. Huffman  
Beth Hume  
William Idsardi  
Keith Johnson  
Kyle Johnson  
Simin Karimi  
Andy Kehler  
Michael Kenstowicz  
Scott Kiesling  
Jean Pierre Koenig  
Diane Lillo-Martin

Christopher Manning  
John McCarthy  
Norma Mendoza-Denton  
Jason Merchant  
Laura Michaelis  
Line Mikkelsen  
Scott Myers  
Carol Myers-Scotton  
Toshiyuki Ogihara  
Anna Papafragou  
David Pesetsky  
Colin Phillips  
Eric Potsdam  
Christopher Potts  
Malka Rappaport-Hovav

Keren Rice  
Maribel Romero  
Joseph Salmons  
Leslie Saxon  
Bonnie D. Schwartz  
Peter Svenonius  
Sali Tagliamonte  
Ida Toivonen  
Elly van Gelderen  
Rachel Walker  
Gregory Ward  
Natasha Warner  
Andrew Wedel

(See list of reviewers in Handbook)

So, how did that new deadline work out?

**542** abstracts submitted by August 1st...

This is the largest number of submissions on record, and is 20% higher than submissions for the 2007 Annual Meeting.

Each abstract was reviewed by at least 2 external expert reviewers, and by one or more members of the 8-person Program Committee.

## Conclusion:

For the foreseeable future, August 1st will continue to be the abstract submission deadline for the LSA Annual Meeting.

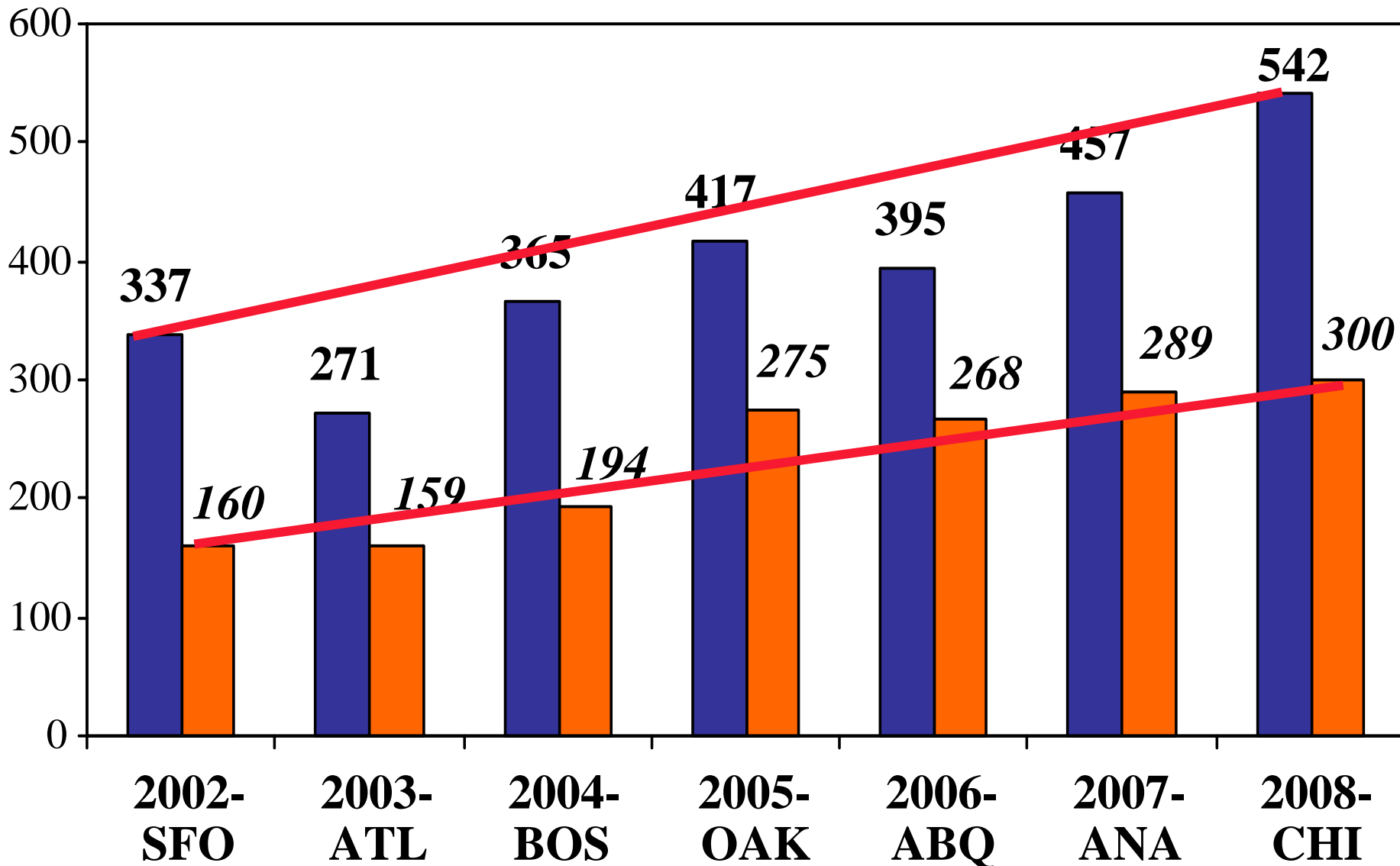
## Last year's decision (2):

Set a limit on parallel LSA paper sessions: allow a maximum of six sessions in any time slot.

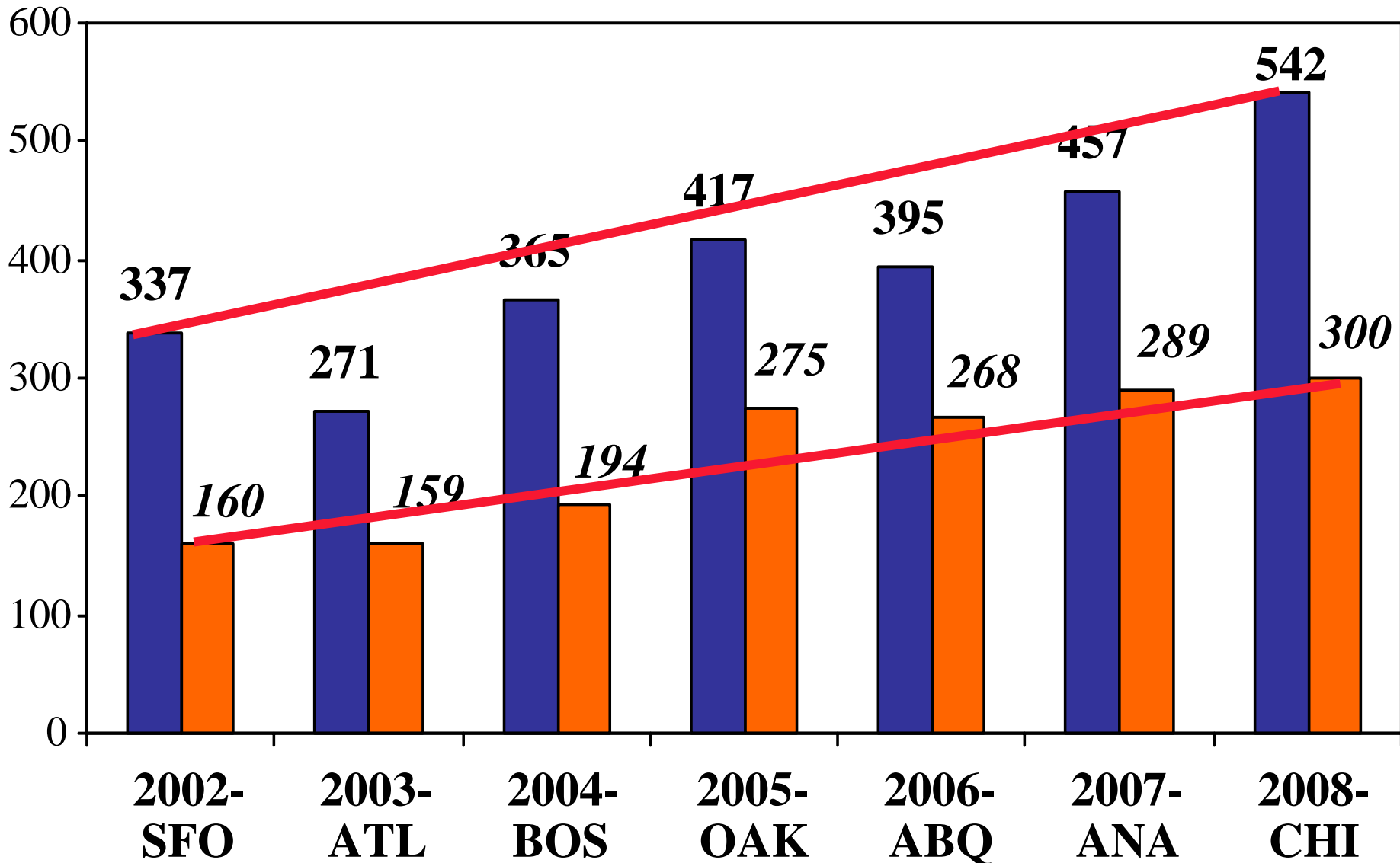
Given the current time slots, that is 222 20-min. paper presentations.

Why did we do this?

# Number of abstracts submitted and accepted (papers and posters) from 2002-2008



2002 - 2008: Submissions up by about 60%  
Accepted papers up by almost 90%



Many complaints about 'too much to see'  
and complaints about too little selectivity.

Last year: 18 parallel sessions on Sat. AM

X X X X X X X X    O O P S S S S S S S S

X = LSA Paper session

O = LSA Organized session

P = LSA Poster session

S = Sister Society session

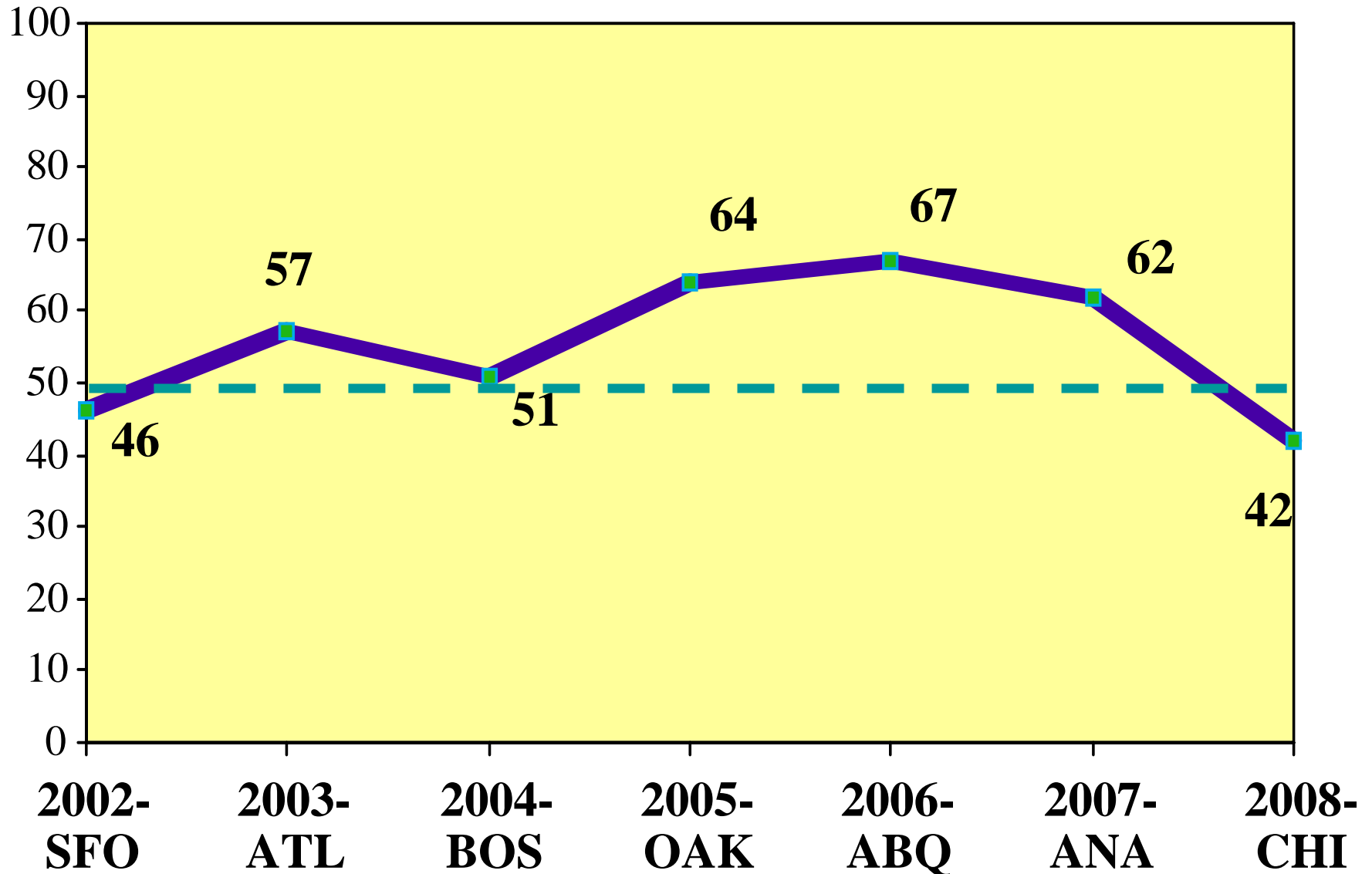
So, how did the new limit on paper sessions work out?

**526** abstracts submitted for consideration as papers...

**222** abstracts accepted for 20-minute paper presentations...

This represents an acceptance rate of **42%** for 20-min. papers. This is more selective than in any of the last ten years.

# Percentage of abstracts accepted for **paper presentation**, 2002-2008



But is this too selective?

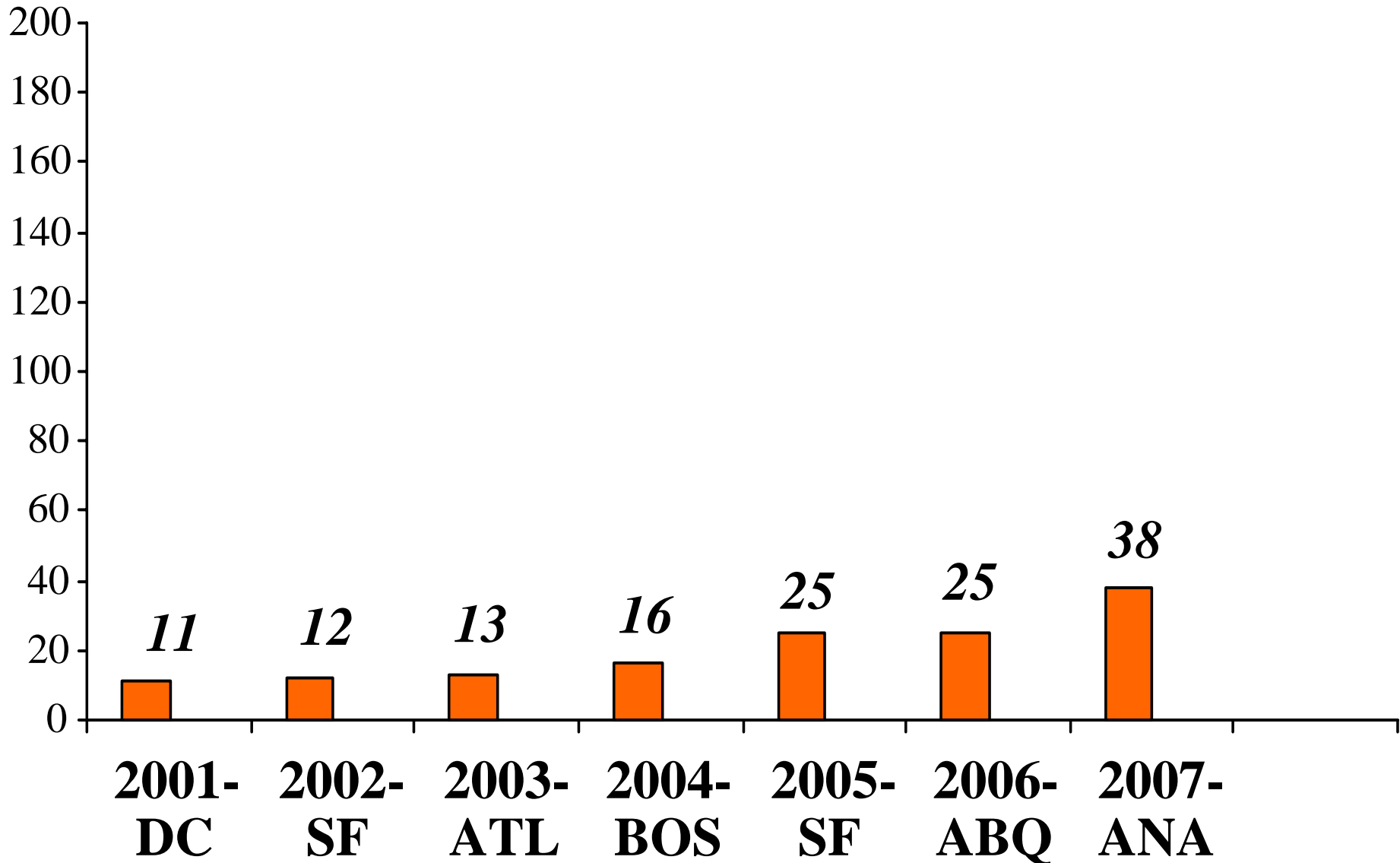
## Last year's decision (3):

Boost poster submissions.

Why did we want to do this?

Fewer paper sessions means greater selectivity, but it also means excluding more people. Poster sessions provide a way to include more presenters without adding multiple sessions.

# Number of posters submitted, 2001-2007



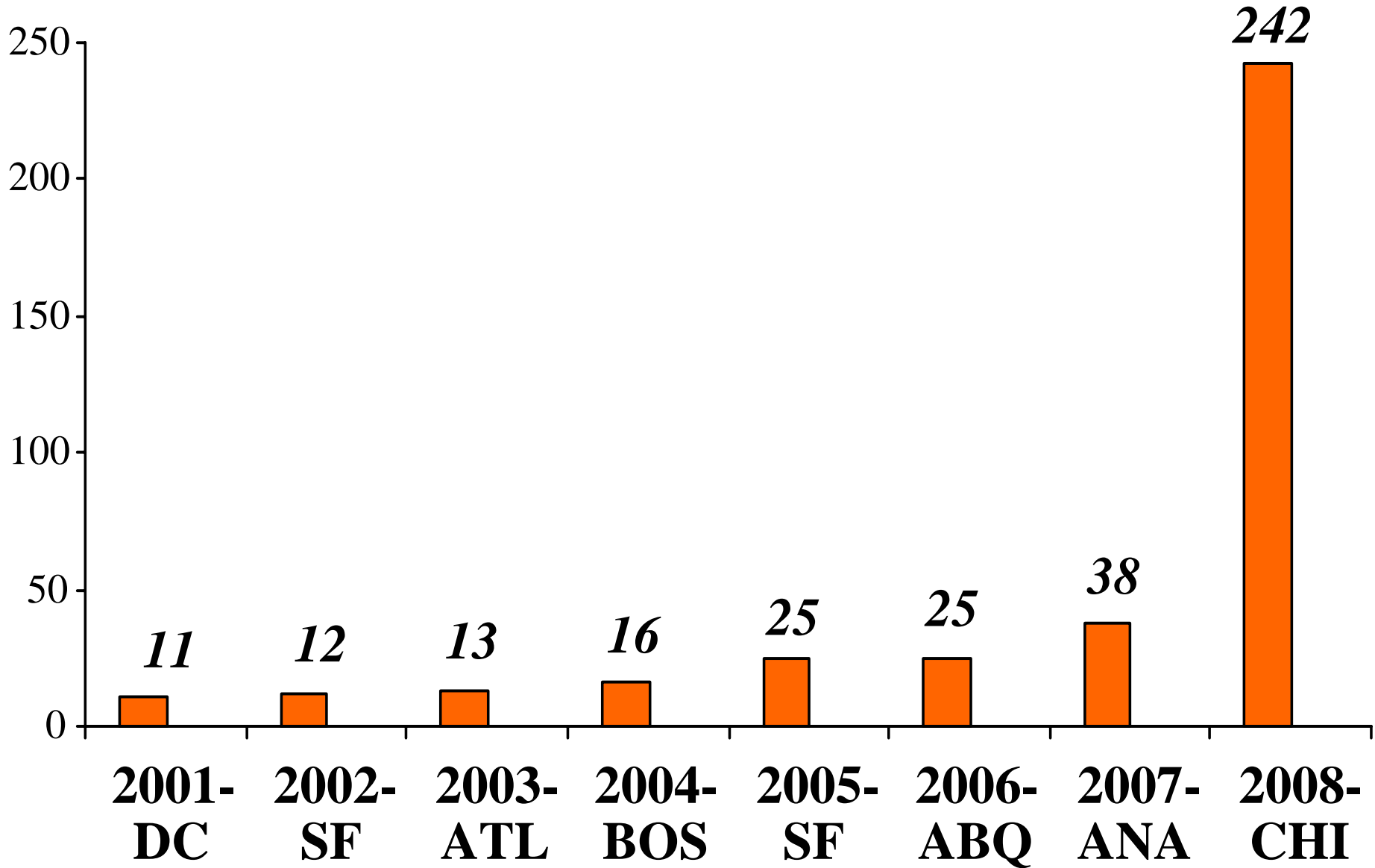
How does one boost poster submissions?

We made it possible for abstract submitters to choose from three submission categories:

**paper only,  
paper OR poster, and  
poster only.**

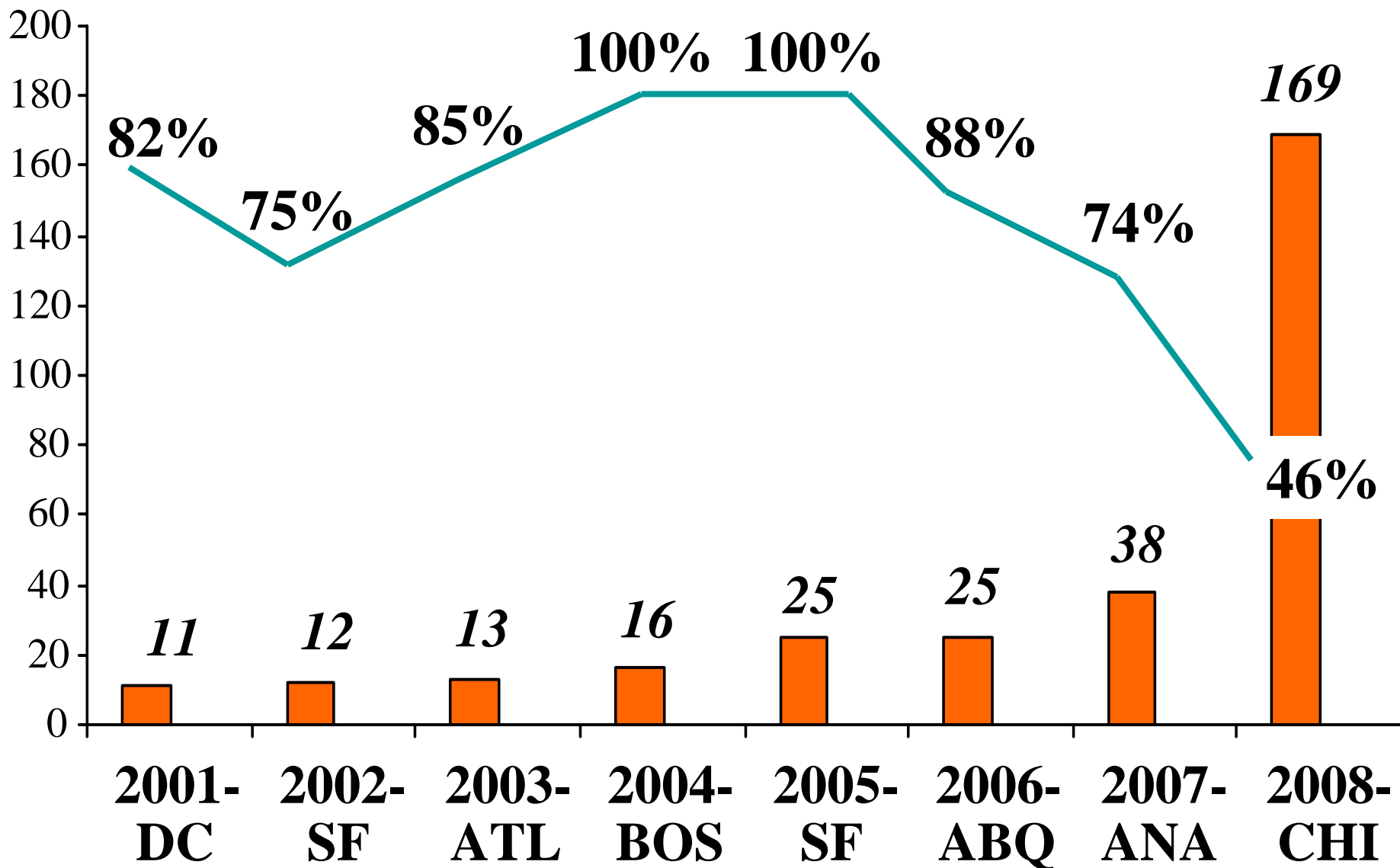
So how did that turn out?

# Number of posters submitted, 2001-2008



After we finished selecting 20-minute papers from all the eligible abstracts, 'paper only' and 'paper OR poster', **169** abstracts remained, from which we selected **78** for poster presentations.

# Number of posters accepted, 2001-2008



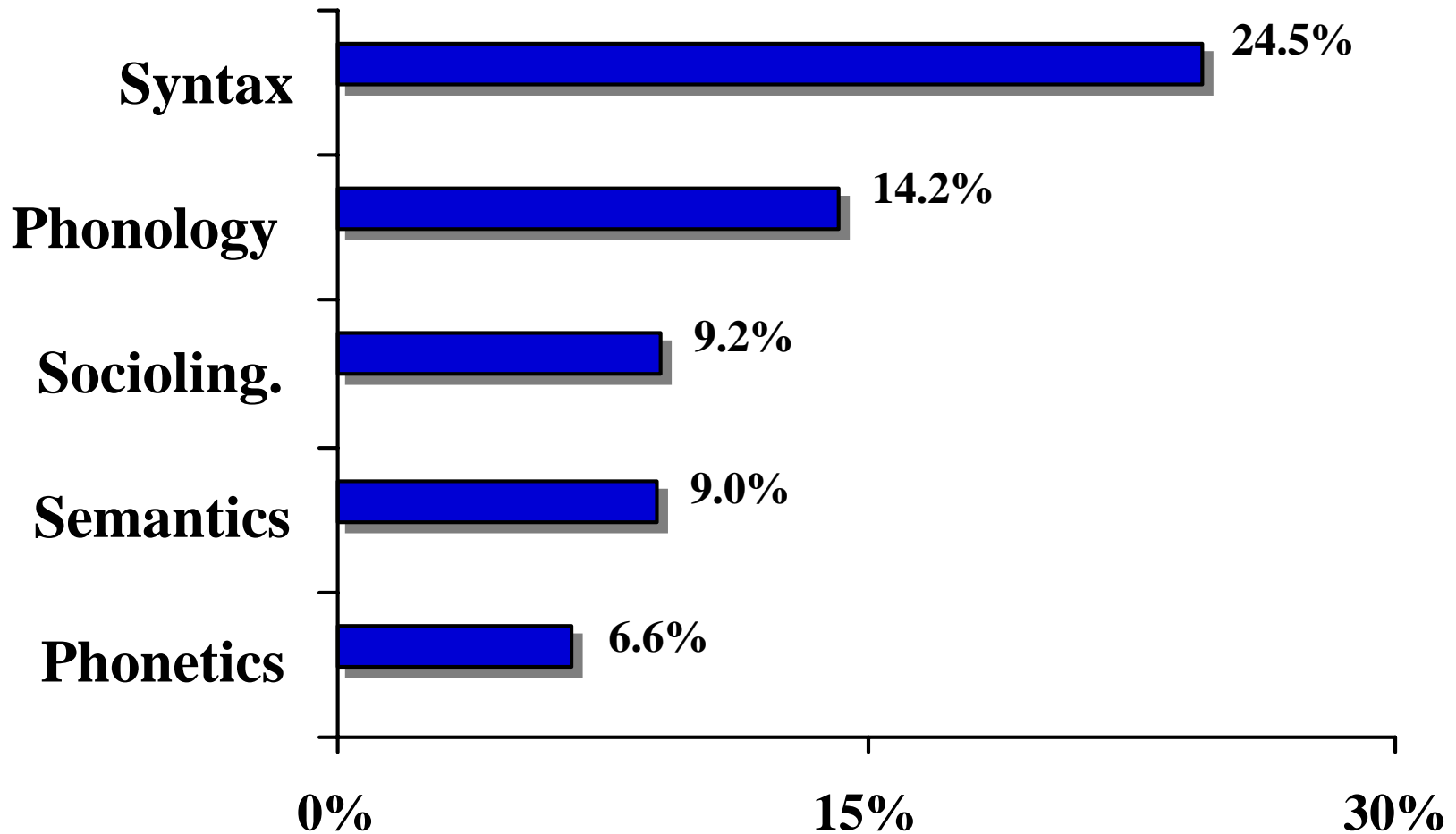
Follow-up on last year:  
Is the review process fair to different subfields?

Once again, we looked at the total number of abstracts submitted, and figured out what proportion came from each subfield.

# Top 5 subfields

(> 63% of abstracts submitted and accepted)

■ % of all accepts ■ % of all submits

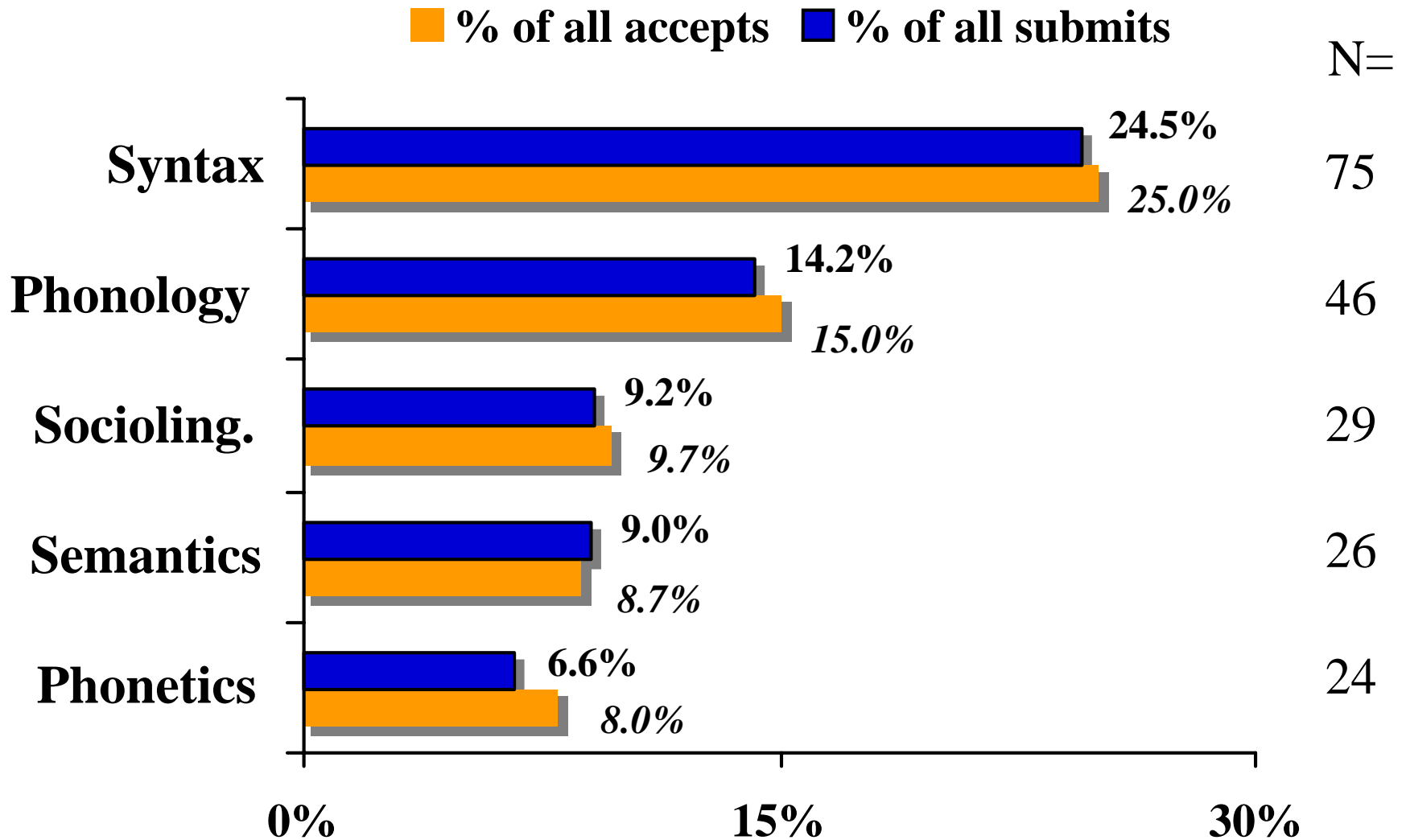


Next, we looked at the total number of abstracts accepted and figured out what proportion came from each subfield.

Then we compared these two proportions:

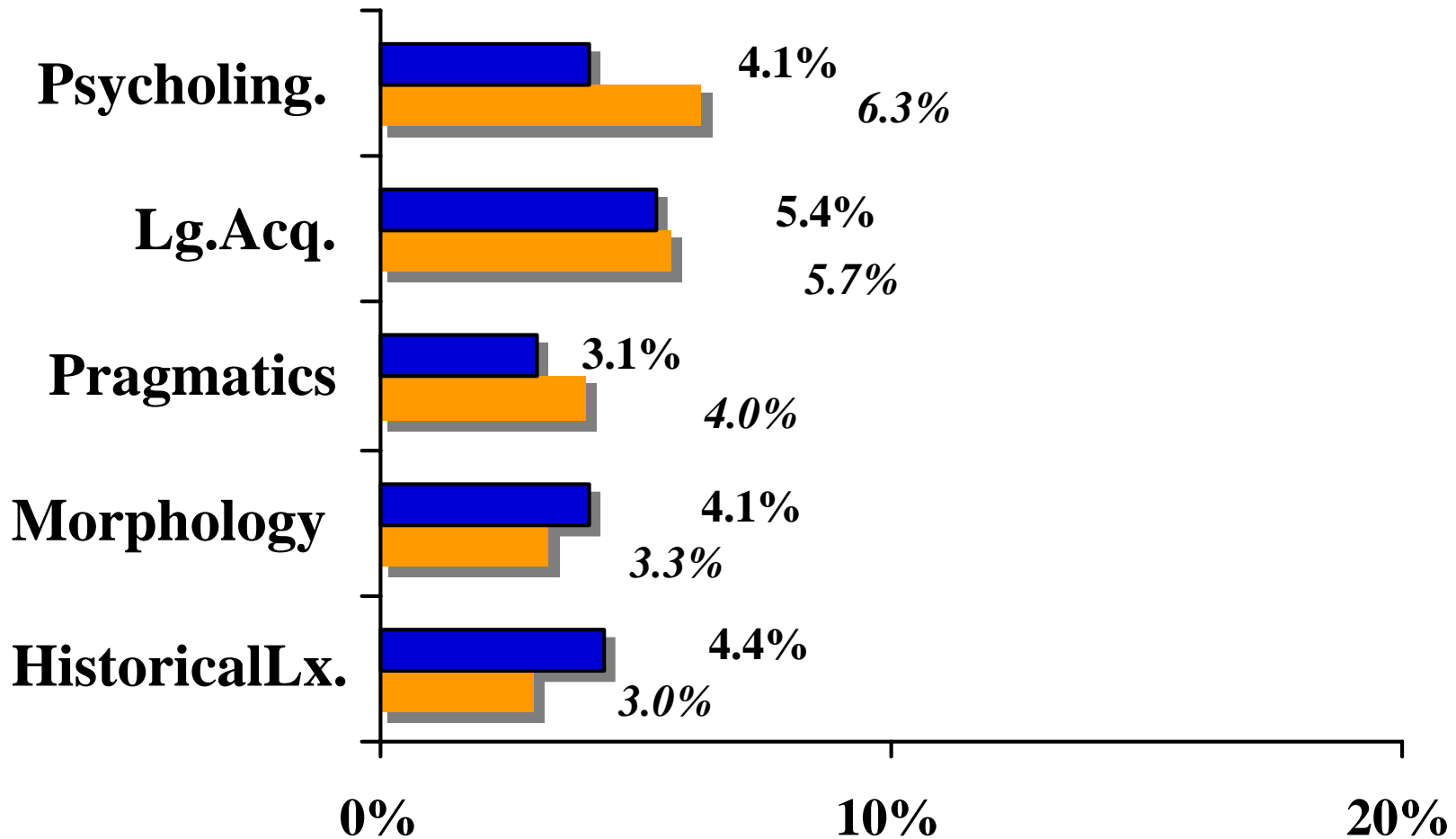
# Top 5 subfields

(> 63% of abstracts submitted and accepted)



# Subfields ranked 6 - 10 (> 21% of abstracts submitted and accepted)

■ % of all accepts ■ % of all submits





The new reviewing system does not use quotas, yet it appears to result in subfield acceptances roughly proportional to subfield submissions.

The Program Committee will continue to monitor these indicators and will post procedures, submission data and acceptance data on the LSA website to ensure that the review system is transparent.

Many thanks to all who contributed to the efforts of the Program Committee this year.

Send comments and questions to  
[lsa@lsadc.org](mailto:lsa@lsadc.org) (LSA secretariat)  
[ck@uchicago.edu](mailto:ck@uchicago.edu) (Chris Kennedy)  
[laurence.horn@yale.edu](mailto:laurence.horn@yale.edu) (Larry Horn)